

General technical features  
products: Retta ngolo Slima  
design: Modo R&D 2013

ESPO LIGHTING  
espo.com.au  
sales@espo.com.au  
MELBOURNE | ADELAIDE

### Finiture

Tessuti diffusore



Cotton



Pleated fabric



Pleated ribbon

Fabric lampshade



IP20



Ceiling rose detail

\* on demand

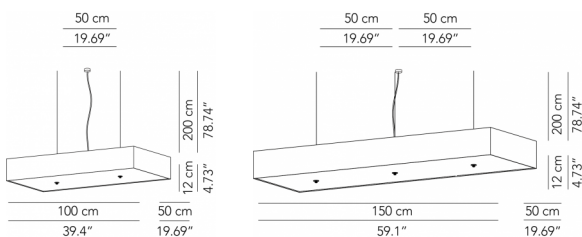
\*\* cable on measure

## Technical features

products: Rettangolo Slim Pendant lamp  
design: Modo R&D 2013



<b>Pendant lamp - 100 x 50</b>	ø 100 x 50 x 12 cm 8 Kg	lamp type 6xE27 max watt 42 W HES	RESESP100C01
<b>Pendant lamp - 100 x 50</b>	ø 100 x 50 x 12 cm 8 Kg	lamp type 2 led module 19,3 W luminous efficacy 5800 Lm light colour 2700 K DIM triac cri >80	RESESP100C05
<b>Pendant lamp - 150 x 50</b>	ø 150 x 50 x 12 cm 11 Kg	lamp type 6xE27 max watt 42 W HES	RESESP150C01
<b>Pendant lamp - 150 x 50</b>	ø 150 x 50 x 12 cm 11 Kg	lamp type 3 led module 19,3 W luminous efficacy 8700 Lm light colour 2700 K DIM dali / triac cri >80	RESESP150C05



General technical features  
products: Retta ngolo Slima  
design: Modo R&D 2013

Finiture

Tessuti diffusore



Cotton



Pleated fabric



Pleated ribbon

Fabric lampshade



IP20



\* on demand

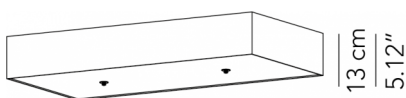
## Technical features

products: Rettangolo Slim Ceiling lampa

design: Modo R&D 2013

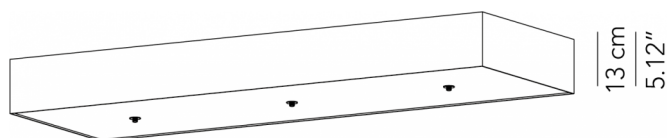


<b>Ceiling lamp - 100 x 50</b>	ø 100 x 50 x 13 cm 8 Kg	lamp type 6xE27 max watt 42 W HES	RESEPL100C01
<b>Ceiling lamp - 100 x 50</b>	ø 100 x 50 x 13 cm 8 Kg	lamp type 2 led module 19,3 W luminous efficacy 5800 Lm light colour 2700 K DIM triac cri >80	RESEPL100C05
<b>Ceiling lamp - 150 x 50</b>	ø 150 x 50 x 13 cm 11 Kg	lamp type 6xE27 max watt 42 W HES	RESEPL150C01
<b>Ceiling lamp - 150 x 50</b>	ø 150 x 50 x 13 cm 11 Kg	lamp type 3 led module 19,3 W luminous efficacy 8700 Lm light colour 2700 K DIM dali / triac cri >80	RESEPL150C05



100 cm  
39.4"

50 cm  
19.69"



150 cm  
59.1"

50 cm  
19.69"