



manooi L U N E



manooi Lune 60



manooi Lune 60



manooi Lune 100



manooi Lune 100



manooi Lune 60



manooi

Lune 60



manooi Lune 100



manooi

Lune





manooi

Lune



ESPO LIGHTING

www.espo.com.au

ADELAIDE STUDIO















442 PULTENEY ST, ADELAIDE SA 5000

joseph@espo.com.au

MELBOURNE STUDIO

259 SWAN ST, RICHMOND VIC 3121

sales@espo.com.au

L	Length
W	Width
H	Height
Ø	Diameter
	Chandeliers with + sign: the top of the chandelier is also covered with crystal chains
	
	240 V
	Product conforms to European Community Directive
	Product conforms to GOST R
	Fixable to ceiling
	Fixable to wall
	Table lamp
	E14 Light bulb
	G9 Halogen
	G4 Halogen
	LED
	Only basic insulation, accesible conductors are earthed. Earthing: compulsory.
	Lights are fixable to fiery surface directly



COLLECTION: Personal Universe

Type: suspended chandelier
 Structure: fibreglass, polished stainless steel
 Colours: black / white / gold
 Trimmings: full-cut crystal octagons and pendants in various sizes and forms

Suspension: galvanized bowden - Ø 1,5 mm
 Light source: LED, G9 halogen
 Cable: transparent PVC+PVC / textile (black / white) - 250 cm
 Ceiling Rose: polished stainless steel

MODEL	DIMENSIONS cm				PACKAGE cm			Σ kg
	L	W	H	kg	L	W	H	
Lune 60	60	60	30	13	75	75	55	27
Lune 100	100	100	50	41	115	115	75	70
Lune 180	180	180	55	89	195	195	80	144



IF NOT MARKED OTHERWISE:
 safety classification IP20 for all fittings
 units in cm, kg,
 all products supplied with voltage 240V upon request
 illustrations and descriptions for informative purposes only