



manooi RIO



manooi

Rio



manooi

Rio









manooi

Rio



manooi

Rio



manooi

Rio



ESPO LIGHTING

www.espo.com.au

ADELAIDE STUDIO




















442 PULTENEY ST, ADELAIDE SA 5000





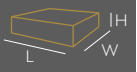
joseph@espo.com.au

MELBOURNE STUDIO

259 SWAN ST, RICHMOND VIC 3121

sales@espo.com.au

L	Length		COLLECTION:		Crystalight					
W	Width		Type:	suspended chandelier						
H	Height		Structure:	polished stainless steel						
∅	Diameter		Trimmings:	full-cut crystal octagons and pendants in various sizes and forms						
			Pinnings:	nickel plated rings						
	Chandeliers with + sign: the top of the chandelier is also covered with crystal chains		Suspension:	galvanized bowden - Ø 1,5 mm						
			Bulb:	max 60 W - G9 halogen						
	240 V		Cable:	transparent PVC+PVC - 250 cm						
	Product conforms to European Community Directive		Ceiling Rose:	polished chrome-plated steel						
	Product conforms to GOST R									
	Fixable to ceiling	MODEL	DIMENSIONS cm				PACKAGE cm			
	Fixable to wall		L	W	H	kg	L	W	H	Σ kg
	Table lamp	RIO								
	E14 Light bulb	Rio 100	100	100	17	18	115	115	27	38
	G9 Halogen	Rio 120	120	120	18	22	135	135	27	46
	G4 Halogen	Rio 140	140	140	19	29	155	155	27	59
	LED	Rio 160	160	160	19	35	175	175	27	71
	Only basic insulation, accesible conductors are earthed. Earthing: compulsory.	Rio 180	180	180	19	42	195	195	27	84
	Lights are fixable to fiery surface directly							IF NOT MARKED OTHERWISE: safety classification IP20 for all fitting units in cm, kg, all products supplied with voltage 240V upon request illustrations and descriptions for informative purposes only		

L	Length		COLLECTION: Crystalight							
W	Width		Type: suspended chandelier	Structure: polished stainless steel						
H	Height		Trimmings: full-cut crystal octagons and pendants in various sizes and forms	Pinnings: nickel plated rings						
∅	Diameter		Suspension: galvanized bowden - Ø 1,5 mm	Bulb: max 60 W - G9 halogen						
+	Chandeliers with + sign: the top of the chandelier is also covered with crystal chains		Cable: transparent PVC+PVC - 250 cm	Ceiling Rose: polished chrome-plated steel						
		MODEL	DIMENSIONS cm		PACKAGE cm					
			L	W	H	kg	L	W	H	Σ kg
~240V	240 V									
CE	Product conforms to European Community Directive	RIO +								
PG	Product conforms to GOST R	Rio + 100	100	100	21	22	115	115	27	42
↑	Fixable to ceiling	Rio + 120	120	120	22	27	135	135	27	51
→	Fixable to wall	Rio + 140	140	140	23	35	155	155	27	65
↓	Table lamp	Rio + 160	160	160	23	42	175	175	27	78
💡	E14 Light bulb	Rio + 180	180	180	23	50	195	195	27	92
G9	G9 Halogen									
G4	G4 Halogen									
LED	LED									
⚡	Only basic insulation, accesible conductors are earthed. Earthing: compulsory.									
F	Lights are fixable to fiery surface directly	<small>IF NOT MARKED OTHERWISE: safety classification IP20 for all fittings units in cm, kg, all products supplied with voltage 240V upon request illustrations and descriptions for informative purposes only</small>								